

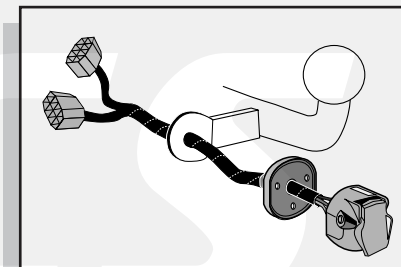


Einbauanleitung Elektrosatz
Anhängervorrichtung mit 12-N Steckdose
lt. DIN/ISO Norm 1724


Instructions de montage du faisceau
électrique pour crochet d'attelage
conforme à la norme
DIN/ISO 1724 prise 12-N

Fitting instructions electric wiringkit
towbar with 12-N socket up to
DIN/ISO norm 1724

Montage-handleiding elektrokabelset voor
trekhaak met 12-N contactdoos
vlg. DIN/ISO norm 1724



HYUNDAI LANTRA LIMOUSINE 1995-
FACELIFT 1999-



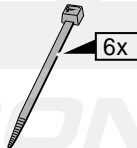
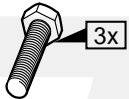
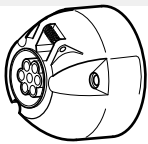
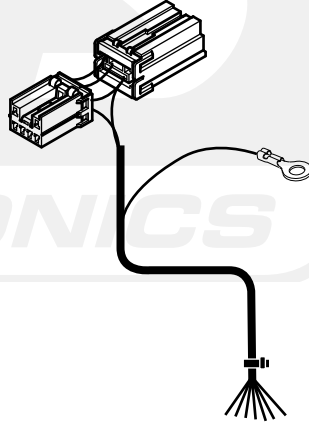

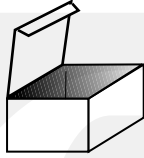
Bestel Nr.: HYU-025-B

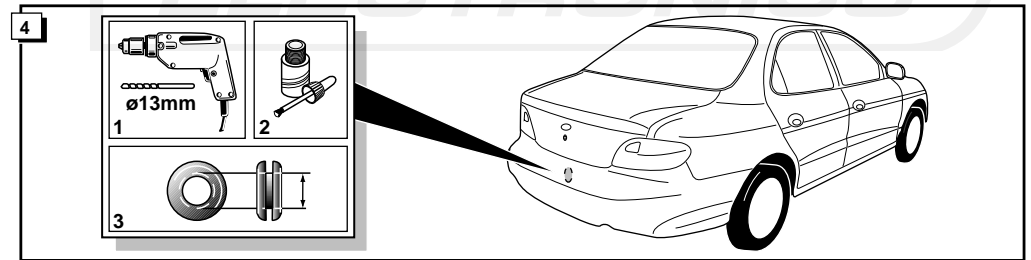
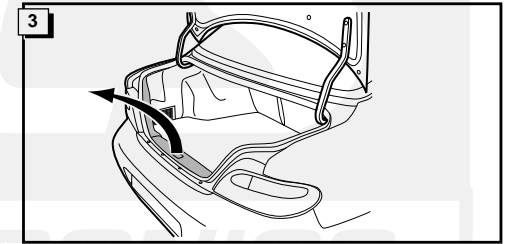
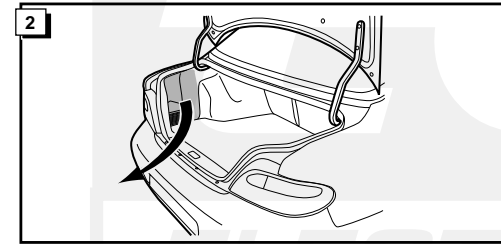
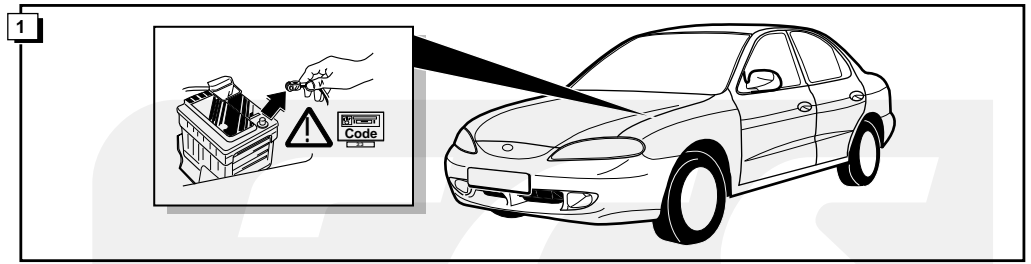
* Teilliste

* Liste de pieces

* Part list

* Onderdelenlijst





5

BLINKER LINKS
CLIGNOTANT GAUCHE
L.H. INDICATOR
KNIPPERLICHT LINKS

BREMSLEUCHE
FEUX DE STOP
BRAKELIGHTS
REMLICHTEN

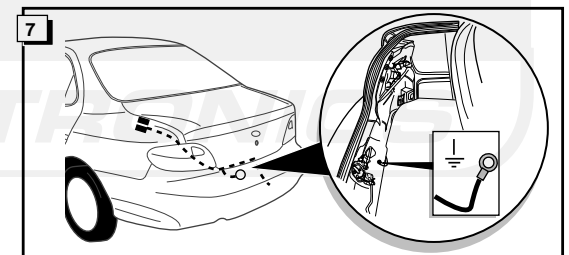

SCHLÜßLEUCHE LINKS
FEU ARRIERE GAUCHE
L.H. REARLIGHT
ACHTERLICHT LINKS

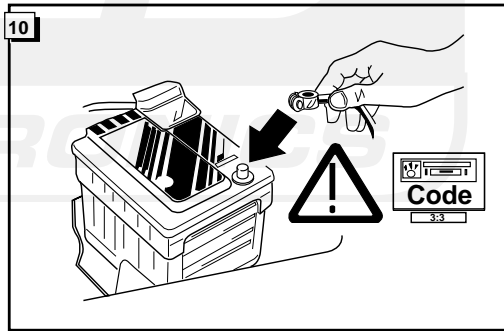
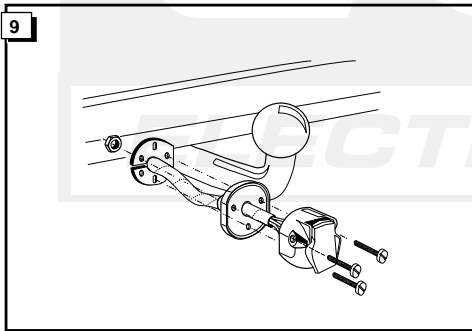
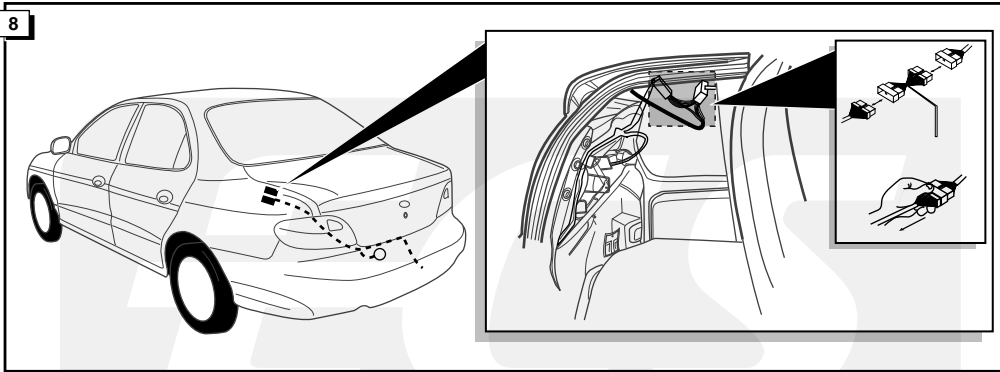
SCHLÜßLEUCHE RECHTS
FEU ARRIERE DROIT
R.H. REARLIGHT
ACHTERLICHT RECHTS

BLINKER RECHTS
CLIGNOTANT DROIT
R.H. INDICATOR
KNIPPERLICHT RECHTS

MASSE
MASSE
EARTH
MASSA

	D	FR	GB	NL
1 = L	GELB	JAUNE	YELLOW	GEEL
2 = 54-G	BLAU	BLEU	BLUE	BLAUW
3 = 31	WEIß	BLANC	WHITE	WIT
4 = R	GRÜN	VERT	GREEN	GROEN
5 = 58-R	BRAUN	MARRON	BROWN	BRUIN
6 = 54	ROT	ROUGE	RED	ROOD
7 = 58-L	SCHWARZ	NOIR	BLACK	ZWART
8 = 58-b	GRAU	GRIS	GREY	GRIJS





11

! FUNKTIONEN KONTROLIEREN !
CONTRÔLER LES FONCTIONS !
CHECK FUNCTIONS !
CONTROLEER FUNCTIES !

